

Lesson

Signs, Symbols and Notices



หัวข้อเรื่อง (Topics)

เครื่องหมาย สัญลักษณ์ และป้ายต่าง ๆ

Vocabulary Practice

Listen and repeat the words.



Vocabulary	Meaning
in case of	ในกรณีที่
instruction	คำสั่ง, คำแนะนำ
dangerous	อันตราย
hazard	อันตราย
harmful	อันตราย
Tsunami	คลื่นขนาดใหญ่
evacuation	การอพยพออกไป
incomplete	ไม่สมบูรณ์
fume	กลิ่น

Vocabulary	Meaning
flammable	ติดไฟง่าย
beware	ระวัง
caustic	กัดกร่อน
corrosive	กัดกร่อน
scaffolding	นั่งร้าน
route	เส้นทาง
description	คำจำกัดความ
chemical	เกี่ยวกับสารเคมี
acid	กรด



trip	สะดุดล้ม	suspended load	สายรั้ง
material	วัสดุดิบ	liquid	ของเหลว
protect	ป้องกัน	pedestrian	คนเดินเท้า
stack	เรียงซ้อนกันเป็นชั้น	switch off	ปิดสวิตช์
allow	อนุญาต	ignition	การติดไฟ
prohibit	ห้าม	restriction	การจำกัด
vehicle	ยานพาหนะ	emergency	ฉุกเฉิน
fire extinguisher	ถังดับเพลิง	spontaneously	ที่ติดไฟ

Content 1

WARNING SIGNS



Description

- Tsunami evacuation route

Safety instructions : Beware of Tsunami evacuation route



Description

- overhead crane
- suspended load

Safety instructions : Beware of crane/suspended load.



Description

- beware trip hazard

Safety instructions : Beware of trip hazard.



Description

- danger nitric acid
- caustic
- corrosives
- danger battery acid
- danger hydrochloric

Safety instructions : Beware nitric acid/caustic/corrosives/
battery acid/hydrochloric.



Description

- beware trip hazard

Safety instructions : Beware of trip hazard.



Description

- danger nitric acid
- caustic
- corrosives
- danger battery acid
- danger hydrochloric

Safety instructions : Beware nitric acid/caustic/corrosives/
battery acid/hydrochloric.



Description

- beware Ammonia
- beware acid
- beware Toxic chemical
- danger harmful fumes
- danger sulphurous acid
- chemical spill keep away

Safety instructions : Beware of Ammonia/toxic chemical/harmful fumes/sulphurous.



Description

- danger scaffolding incomplete

Safety instructions : Beware of scaffolding incomplete



Description

- danger laser beam
- laser operating protect eye and skin from beam

Safety instructions : Beware of laser beam.



Description

- danger noise hazard area
- danger noise / noise

Safety instructions : Beware of danger noise.

Conversation 2.



Description

- beware bicycle

Safety instructions : Beware of bicycle



Description

- beware A-frame

Safety instructions : Beware of A-frame



Description

- beware of tricycle

Safety instructions : Beware of tricycle



Description

- beware motorcycle

Safety instructions : Beware of motorcycle



Description

- beware truck

Safety instructions : Beware of truck



Description

- beware your hand when using
silkscreen

Safety instructions : Beware of your hand when using
silkscreen



Description


- danger noise

Safety instructions : Beware of noise

Content 2

Mandatory Signs

Look at the pictures, Listen and pronounce the words.



Description : arm protector

Purpose : to wear arm protector to protect your arms

Description : stopper

Purpose : use stopper to stop the car.





Description : name card

Purpose : to attach your card to show your status

Description : pedestrian traffic only

Purpose : to walk this lane




Description : keep door closed

Purpose : to close the door



Description : stack correctly
Purpose : to stack correctly



Description : sound horn
Purpose : to use the horn in this area

Description : switch off when not use
Purpose : to switch off after using.



Description : switch off when not use

Purpose : to switch off after using.



Description : seat belt

Purpose : to wear seat belt to protect your body

Description : safety harness

Purpose : wear safety harness to prevent you from falling down.





Description : ask for permission
Purpose : to ask for permission

Description : wash your hand
Purpose : wash your hand to protect
you from germs.



Content 3

Prohibition Signs

Look at the picture. Listen and pronounce the words.



No parking/no parking here
Usage : No parking here.

Do not use ladder/never use ladder
Usage : Never use ladder.



No mobile phone area
Usage : Never use mobile phone in this area





Truck no parking

Usage : No parking the truck in this area.



No fire/no spark

Usage : No making fire or sparking in this area.

Do not service machine

Usage : Never use service machine.



No taking pictures/no photograph

Usage : No taking photograph



Content 4

Traffic Signs

Look at the pictures. Listen and repeat after the media.



Description : Stop

This sign means you must stop.



Description : No bicycle

This sign means you're not allowed to ride bicycles pass here.





Description : No motorbike

This sign means you're not allowed to ride motorcycles pass here.



Description : No Tuk Tuk

This sign means you're not allowed to take Tuk Tuk pass this area.



Description : Bicycles, Tricycles and Motorcycles Prohibited

This sign means you're not allowed to ride bicycles, tricycles and motorcycles pass this area.



Description : No Hawker Carts

This sign means you're not allowed to take Hawker carts pass this area.



Description : No Farm Machinery

This sign means you're not allowed to take farm machinery pass this area.



Description : No Pedestrians

This sign means you're not allowed to enter this area.



Description : No cars

This sign means you're not allowed to drive cars pass this area.



Description : No truck

This sign means you're not allowed to drive trucks pass this area.



Description : No Tricycles

This sign means you're not allowed to ride the tricycles pass this area.



Description : No Parking

This sign means that you're not allowed to park in this area.



Description : No Stopping

This sign means that you're not allowed to stop here.



Description : Give Way

This sign means that you must give way to others.



Description : Parking Sign

This sign means that you're allowed to park here.

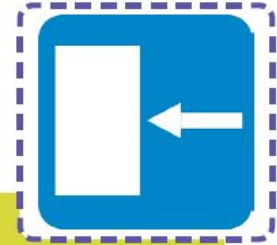
Content 5

Emergency Signs

Description : emergency exit

Usage : A : What does this sign mean?

B : It means we can go this way in case of fire or emergency situation.



Description : fire hydrant


Usage : A : Can we use fire hydrant?

B : Yes, we can use a fire hydrant in case of fire.



Description : valve

Usage :
A : When do we use valve?
B : We want machine to operate.



Description : fire hose reel

Usage :
A : When do we use fire hose reel?
B : We use it in case of fire.



Description : first aid

Usage :
A : What does it mean?
B : We go there in case of injury.

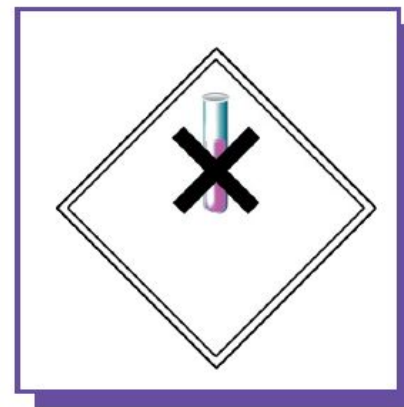


Content 6

Warning Symbols



Description : Oxidizers & Organic peroxides



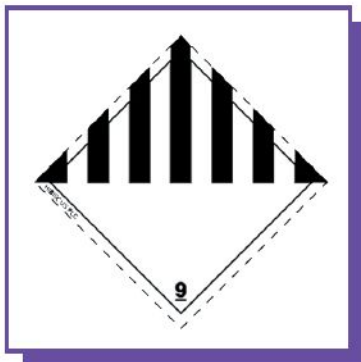
Description : Positions & Infection substances



Description : Poisonous & Infection substances



Description : Corrosive



Description : Miscellaneous dangerous goods



Description : Bulk shipment special placards danger



Description : Bulk shipment special placards vide empty.



Description : Danger live wire. Danger buried cable.



Description : Explosive



Description : Flammable solids spontaneously combustible dangerous when wet.

Content 7

Notice



Meaning

กฎของสระว่ายน้ำ

DANGER
HIGHLY
INFLAMMABLE

Meaning

อันตราย ติดไฟได้ง่าย

DANGER
BURIED
CABLE

Meaning

อันตราย สายเคเบิลฝังดิน

NOTICE
KEEP THIS
DOOR CLOSED

Meaning

ปิดประตูให้สนิท



Meaning

ช่วยกันรักษาโรงงานนี้ให้สะอาดและปลอดภัย



Meaning

อันตราย กระแสไฟฟ้าแรงสูง



Meaning

อันตราย ให้อยู่ข้างนอก อยู่ห่าง ๆ

Thank you
for watching.

