



Lesson

8

A Product Manual

หัวข้อเรื่อง (Topics)

การอ่านคู่มือผลิตภัณฑ์

Vocabulary Practice

Listen and repeat the words.



Manual	คู่มือ
Instructions	คำแนะนำ
Images	รูปภาพผลิตภัณฑ์
Safety Warnings	คำเตือนด้านความปลอดภัย
Troubleshooting	การแก้ไขข้อขัดข้อง
Features	ลักษณะเด่นของเครื่อง
Parts	ส่วนประกอบของเครื่อง
Symbols	เครื่องหมายสัญลักษณ์ที่ใช้ในคู่มือ
Installation	การติดตั้ง
Operation	การใช้เครื่อง
Consumer manual	คู่มือของผู้ใช้



Dismantling	การถอดประกอบ
Document	เอกสาร
Table of Contents	สารบัญ
List of Terms	รายการข้อกำหนด
Specifications	ข้อมูลจำเพาะ
Frequently Asked Questions	คำถามที่พบบ่อย
Function	หน้าที่ของเครื่อง
Maintenance	การบำรุงรักษา
Notes	ข้อมูลอื่นที่เกี่ยวข้องกับเครื่อง
Product Overview	ภาพรวมผลิตภัณฑ์
Assembling	การประกอบ
Page	หน้า
Service manual	คู่มือของช่าง
Product	ผลิตภัณฑ์
Component	ส่วนประกอบ

Content

What is a Product Manual?

A product manual, also known as an instruction manual or user manual, is a document that explains how to install and use a specific product. A product manual is comprised of many parts, each with a specific purpose. The main components of a product manual are:



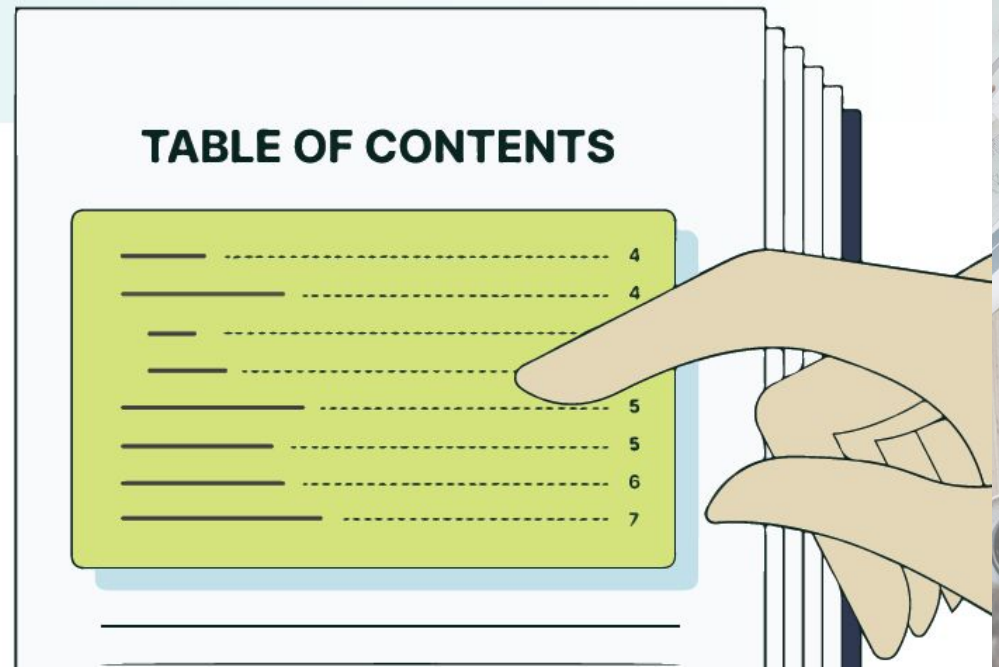
1. Product Overview

This component provides a general summary of what the product is, as well as product features, purpose, and how it is meant to be used. It may also briefly go over what the other sections of the manual discuss. This section should be kept brief, with the following sections being used to explain the product and manual's information in more detail.



2. Table of Contents

A product manual should have a table of contents listing the sections the manual's information is divided into and the pages each section can be found on. This will illustrate how the manual's contents are organized and help readers quickly find the specific information they are looking for.



3. Instructions

This section often consists of step-by-step instructions on how to use each of the product's features and how to assemble or install it, as well as a more detailed description of the product's features and capabilities.



4. List of Terms

The list of terms will serve as a glossary, defining any confusing or complicated terms and concepts in the manual.




5. Images

While not technically one of the main components of a product manual on its own, images should always accompany the instructions for using, assembling, or installing the product. Images will help to highlight and clarify the instructions, showing what certain parts or features of the product look like or how they would be used to perform a specific task.



6. Specifications



The specifications section should include information on the product's design, how it works, what is needed for the product to run, and the parts that were used to make the product. This gives users a further understanding of how to make use of the product and how to fix it if it is damaged.

7. Safety Warnings

This section of the manual contains information on how to safely use the product, warnings, and information on what situations and ways of misusing the product could pose a danger to the user or others, and how to prevent these dangers.

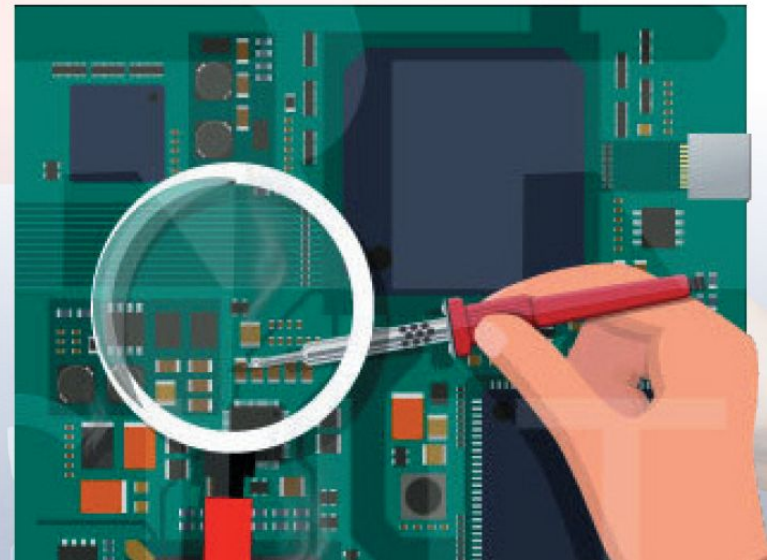


8. Frequently Asked Questions (FAQ)

This section provides answers to common questions that end-users may have about the product and how to use it. These questions tend to involve information that isn't provided in the other sections of a product manual.

9. Troubleshooting

This section explains how to solve problems an end-user may be having with the product. It also includes information on how to contact a business's customer support if an end-user has encountered a problem the troubleshooting section does not cover.



Thank you
for watching.

